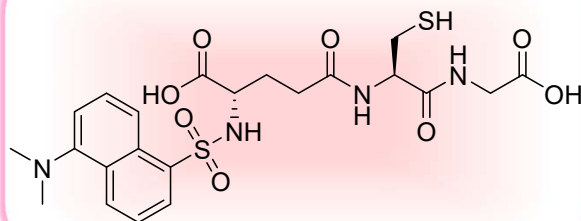


The reduced glutathione with fluorescent label for trapping assay

## Dansyl-GSH

Dns-Glu(Cys-Gly-OH)-OH



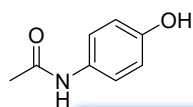
Dansyl-GSH bonded with reactive metabolite generated in the metabolic process of drug, exhibits fluorescence.

It is useful for estimation and quantification of generated reactive metabolites by HPLC, fluorescence detector and a mass spectrometer.

<b>Code</b>	<b>R02168</b>	
<b>CAS RN®</b>	<b>75017-02-6</b>	
<b>Price</b>	<b>10mg</b>	<b>\$225.00</b>
	<b>50mg</b>	<b>\$750.00</b>
	<b>100mg</b>	<b>\$1,167.00</b>

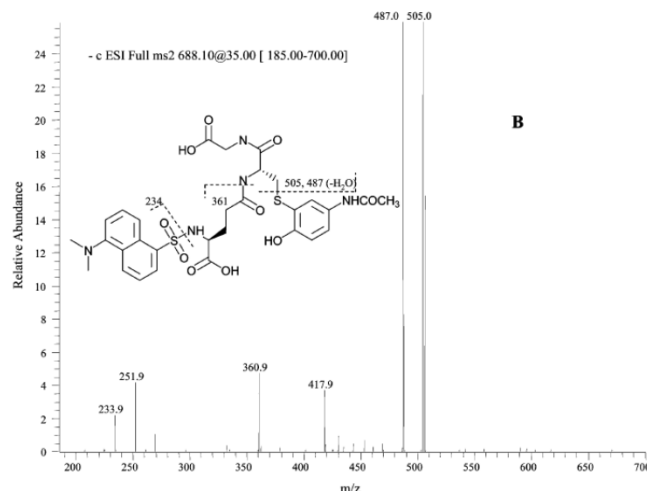
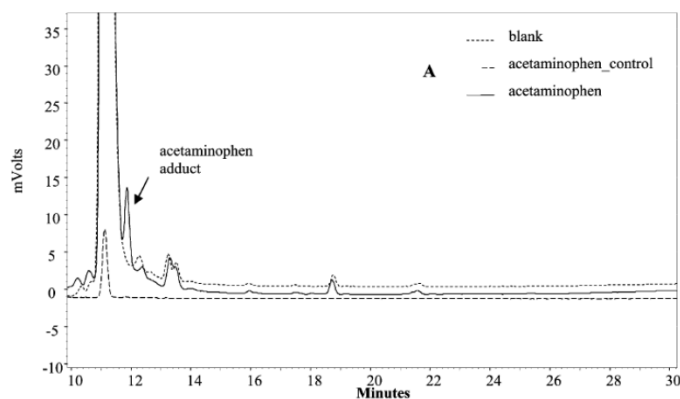
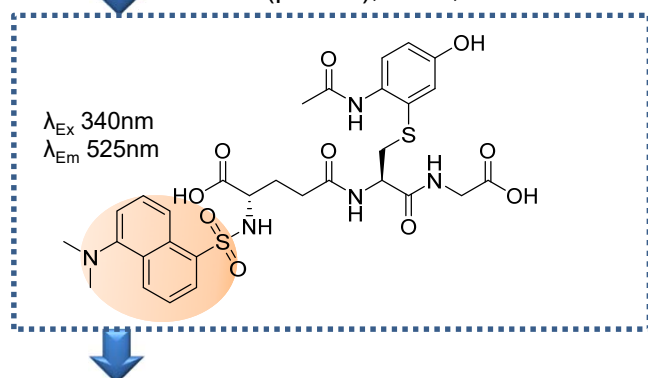
### Example of use

Trapping assay of reactive metabolites generated from acetaminophen



**1mM Dansyl-GSH (R02168)**

1mg/mL Human Liver Microsomes  
1mM NADPH  
in 100mM Potassium phosphate Buffer (pH 7.4), 37°C, 30min



Reference: J. Gan *et al.*, *Chem. Res. Toxicol.*, **18**, 896-903 (2005)

Qualitative/Quantitative analysis by HPLC/fluorescence/mass spectrometer

**WATANABE CHEMICAL INDUSTRIES, LTD.**

〒730-0853 2-2-5 Sakaimachi Naka-ku, Hiroshima JAPAN

TEL:+81 82 231 0540 FAX:+81 82 231 1451

URL: <https://www.watanabechem.co.jp/en/>

E-mail: [sales@watanabechem.co.jp](mailto:sales@watanabechem.co.jp)